

Toying with
new ideas
...always

Kothari Info-Tech (P) Limited.

A young girl with blonde hair is looking up at a tree trunk in a sunlit forest. The background is a soft-focus green forest with sunlight filtering through the trees. The girl's face is in the foreground, looking up and to the right, with a slight smile. The tree trunk is on the right side of the frame.

About us.

Kothari Info-Tech (P) Limited (KITL) is a closely-held company, governed by a board of directors, comprising of highly qualified experts from the field of technology and management. On a day to day basis, the company is led and managed by a group of experienced professionals, having expertise in Computer Graphics, Digital Imaging, Color Science and Ink Chemistry relevant to printing.

Setting new standards in Quality for customer delight.....

Since our inception in 2001, we pride ourselves in providing "high quality solutions" to the ink jet printing industry. It is our vision to provide innovative solutions to the problems faced in Digital printing.

Our philosophy is to provide sustainable solutions to the end users. Therefore, our approach, is three pronged -

1. RIP and Color Management software to reduce waste and optimise resources.
2. Water Based Inks that are environmental friendly having almost no environmental impact due to the judicious use of components in the formulations.
3. Working along with printing and allied machinery manufacturers to get the best quality prints using optimized inkjet processes involving our software and inks.

Thus, KITL provides the customer tools and technologies to transfer the talents of the designer to the substrate and at the same time be more sustainable.

We have always believed that innovation is the way forward and over the years, we have filed several international patents for the cutting edge technological products we offer.

Our Products

a. Inkjet inks and
coatings

b. Software for color management
and digital printing

CHEMISTRY THAT BRING CHEERS!



Our Textile Chemistry for Inkjet printing.

● Charu™ Acid Inks. ● Charu™ Disperse Inks. ● Charu™ Reactive Inks. ● Charu™ Sublimation Inks.

Name	Color	Acid	Disperse	Reactive	Sublimation
Cyan		<input checked="" type="checkbox"/>	<input checked="" type="checkbox"/>	<input checked="" type="checkbox"/>	<input checked="" type="checkbox"/>
Magenta		<input checked="" type="checkbox"/>	<input checked="" type="checkbox"/>	<input checked="" type="checkbox"/>	<input checked="" type="checkbox"/>
Yellow		<input checked="" type="checkbox"/>	<input checked="" type="checkbox"/>	<input checked="" type="checkbox"/>	<input checked="" type="checkbox"/>
Black		<input checked="" type="checkbox"/>	<input checked="" type="checkbox"/>	<input checked="" type="checkbox"/>	<input checked="" type="checkbox"/>
Orange		<input checked="" type="checkbox"/>	<input checked="" type="checkbox"/>	<input checked="" type="checkbox"/>	<input checked="" type="checkbox"/>
Blue		<input checked="" type="checkbox"/>	<input checked="" type="checkbox"/>	<input checked="" type="checkbox"/>	<input checked="" type="checkbox"/>
Red		<input checked="" type="checkbox"/>	<input checked="" type="checkbox"/>	<input checked="" type="checkbox"/>	
Lt. Cyan		<input checked="" type="checkbox"/>	<input checked="" type="checkbox"/>	<input checked="" type="checkbox"/>	<input checked="" type="checkbox"/>
Lt. Magenta		<input checked="" type="checkbox"/>	<input checked="" type="checkbox"/>	<input checked="" type="checkbox"/>	<input checked="" type="checkbox"/>
Lt. Black		<input checked="" type="checkbox"/>	<input checked="" type="checkbox"/>	<input checked="" type="checkbox"/>	<input checked="" type="checkbox"/>
Violet		<input checked="" type="checkbox"/>	<input checked="" type="checkbox"/>		
Fl. Pink		<input checked="" type="checkbox"/>	<input checked="" type="checkbox"/>		<input checked="" type="checkbox"/>
Fl. Yellow		<input checked="" type="checkbox"/>	<input checked="" type="checkbox"/>		<input checked="" type="checkbox"/>
Fl. Cyan			<input checked="" type="checkbox"/>		
Fl. Red			<input checked="" type="checkbox"/>		

Charu™ Inks.

- High dye loading.
- Excellent jetting performance.
- Bright saturated colors.
- Excellent end-use properties.
- Reactive and Acid inks are GOTS v 5.0 certified.
- Meets Inditex "Clear to Wear" criteria.

Disha™ Pre-Coatings.

- for Exceptional sharpness.
- for High printable ink limits.
- for Retaining whiteness and handle of the original fabric.
- for Excellent end-use properties.
- GOTS v 5.0 certified cellulosic coatings.

Charu™ is a high performance well engineered ink series suitable for most of the available piezo industrial printheads tuned to individual head viscosities and surface tension properties.

Disha™ series of pre-coatings are optimized to give best performance with Charu™ inks on various substrates. Disha™ series pre-coatings yield higher color fixation and consistent results. In combination with Charu™ series inks, its an out of the box chemistry solution for anyone wanting to print digitally.

CHARU™ CTS INKS.

It is a black pigmented waterbased ink, specially formulated for CTS (Computer to Screen) application. This ink when printed on the screen forms a layer of pigment coating on the surface that acts as a shield during the UV exposure. After the UV exposure, the screen is left in water bath for few minutes during which the pigment layer swells and then can be easily washed.

Suitable ink is available for most of the piezo industrial printheads tuned to individual head viscosities and surface tension properties.

CHARU™ LABEL INKS.



These are dye based aqueous inks suitable for the printing of labels on media coated for inkjet printing. Available in 4 colors - CMYK, these inks are bio-degradable and eco-friendly. Owing to their high dye-loading, these inks achieve good depth of color at lower resolutions and hence enable higher speeds of printing, thereby increasing the throughput.

Suitable ink is available for most of the piezo industrial printheads tuned to individual head viscosities and surface tension properties.



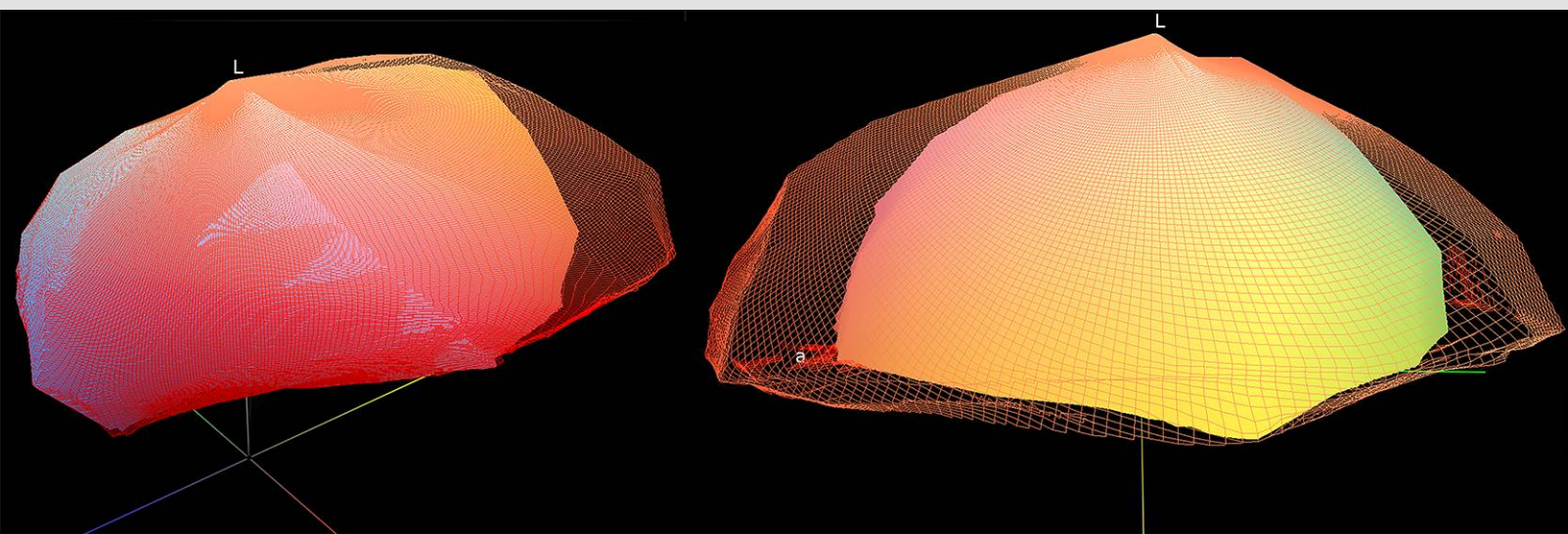


**Get More Juice out
of Colors using
Fluorescent Inks...**

Managing Fluorescence...

Fluorescent inks have been in use for digital textile printing for quite some time. These colors were available as part of the acid ink chemistry and sublimation ink chemistry. With our Charu™ inks, we have now expanded the range to include the “direct disperse” ink chemistry.

However, the current usage of fluorescent inks in printing is limited as special channels providing fluorescent effect to certain elements of the design. The Fluorescent inks haven't been used as process primaries to create large potential gamut of colors. When combined judiciously, the color gamut expands to produce bright and saturated colors closer to as seen on the monitor screen. This reproducibility of color is otherwise not possible with conventional non-fluorescent process color primaries, including gamut enhancing special colors like orange, Red, Blue, Green, Violet etc. Kothari Print Pro™ RIP and color management software, addresses this shortcoming.



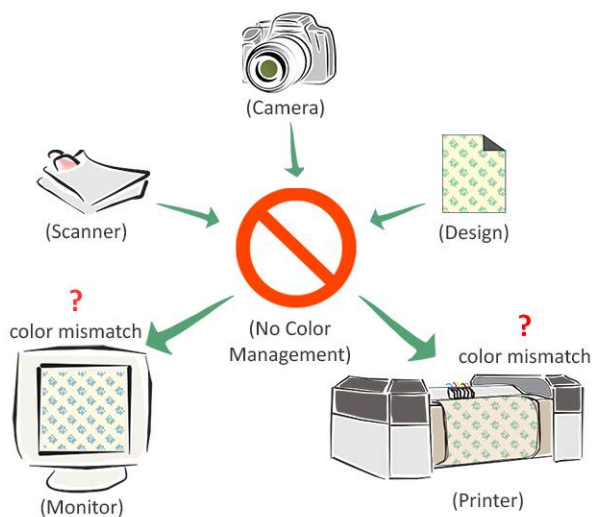
Three dimensional image of gamut enhancement by addition of fluorescent red and fluorescent yellow (in wireframe) vs gamut of conventional process inks including Red and Blue (in solid).

One of the primary issue when working with Fluorescent inks is quenching. The ink loses fluorescence very fast, as the total concentration of the self dye/ other dyes in the mixture increases. Due to this very reason the requirement of the frequency of sampling the ink space with fluorescent inks is very high in order to track the behavior of the ink mixtures. As a result the number of combination patches that need to be scanned to produce high quality color profiles is extremely large, sometimes few hundred thousand or more depending upon the number of color primaries in the inkset. Kothari Print Pro™ addresses this with its innovative patent pending “profiling technology” based on the modeling of the physical behavior of the inks reducing the requirement of patches to few hundred to little over a thousand depending upon the inkset.

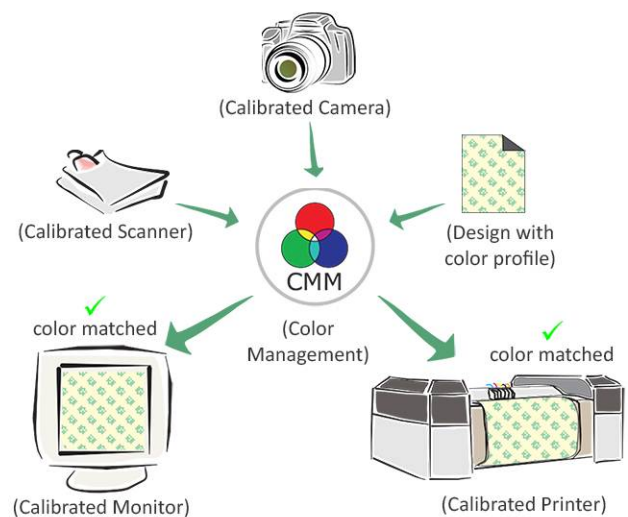
The other issue is that the light fastness of the fluorescent dyes is low compared to the conventional dyes. Hence, it is desirable that the fluorescent dyes are present in the dye mixtures only when combination of conventional dyes can't reproduce the target color. Once again, this is adequately addressed by the new version of our Kothari Print Pro™ software with its patent pending technology for building color profiles.

Kothari Print Pro™ and Charu™ Inks for unmatched brilliance...

Tools for Managing Colors



Without Color Management workflow.



Color Managed workflow.

For high quality color reproduction, "Color management" is essential. It helps the user not only to get consistent color across the spectrum of devices, but also allows seeing the changes that may occur to the output during various stages of color reproduction. For example, it is possible to see via softproofing how an image may look when it is printed on a printer without printing any hardcopy. This also allows the user to make changes, if required, to the original design, to ensure that the output is as desired. This requires that the output transformation by the printer is known, which requires printer calibration. It is also essential that the monitor used to preview the design and its softproof is also calibrated and properly profiled to display the intended colors. Moreover, if the design being created on the monitor has design elements that are photographed or scanned, then it is also necessary that these devices are properly calibrated to capture the colors in the design element correctly as seen by the eyes.

Tools for device calibration and profiling.

For implementing color managed workflow, it is essential that the devices used in various stages of the reproduction of the images are properly calibrated and profiled. The process of calibration is to bring the device into a known state of operation and the profiling process defines the volume, boundaries of the colors that the device can produce and mapping to reproducible colors for those colors that it can't produce (out of gamut).

We have developed a collection of tools that can be used to calibrate and profile the monitor, scanner/ digital camera and the printers. The printing devices with upto 12 colors can be profiled with substantial control on how the out of gamut colors are mapped. **These tools are embedded in various versions of our Kothari Print Pro™ software.**



SCANNER / CAMERA CALIBRATION

Quickly create high quality scanner/ camera profiles using industry standard IT8.7/2 or i1 charts. You can also create your custom targets for profile creation. It is also possible to print your chart and create a reference file by using a spectrophotometer. It allows gray balancing of the device. For advance control, it is also possible to adjust the gray balancing curves if desired so by the user. User can choose how neutrals are handled i.e., relative to paper white or to the illuminant.



MONITOR CALIBRATION

Offers extensive control on setting the monitor white point to match that of the ambient light in order to reduce the color matching issues due to ambient adaptation. Also, it is possible to set the target luminance of the monitors. In addition, it is possible to import the calibration settings from existing monitor profile to ensure that different monitor terminals are calibrated to the same settings. The software perfectly neutralizes the grays and ensures proper tonal differences in the lower tones in order to reproduce accurate color in dark regions.



PRINTER CALIBRATION

Calibrate the printed ink and media interaction based on spectral methods rather than density, for more accurate tracking of ink behavior. Exercise extensive control over blending of light and dark inks without losing the color gamut. This is important as there are many color primaries that show different chromaticity as the percentage applied changes. Therefore simple numerical methods to split light and dark colors methods as prevalent in the industry don't capture this behavior of ink effectively, resulting in loss of the color gamut.

Generate profiles in actual Ink space instead of treating devices as virtual RGB or virtual CMYK and then using some mathematical formula for color splitting, which has a built in drawback. The drawback with such a virtual color process is that it doesn't always capture the behavior of the inks in mixtures properly and can result in reduction of the color gamut volume and also create discontinuities in prints. This drawback is overcome when the profiles created are based on the actual gamut of the printing inks captured by sampling the space spanned by the inks.

The latest version incorporates the new patent pending technology to reduce the number of patches in the profiling target, while maintaining the quality of the output profiles that otherwise requires very large targets to be read. This is particularly helpful in the printing process that employ more process primaries in addition to CMYK. This is also helpful in scenarios where fluorescent inks are used as printing primaries as otherwise tracking the behavior of fluorescent ink requires a very very large target.

Create profiles for upto 12 color ink systems including fluorescent inks. Offers extensive control over black ink generation amount even for ink combinations other than CMYK in systems where additional process primaries in addition to CMYK are used. Even deeper black can be achieved by using the "Virtual Black" feature.

Our patented white ink procedures are best in the class.

Essential tools for color managed workflows.



COLOR INK OPTIMIZATION SYSTEM (REDUCING THE WHITE INK USAGE AND THE PRINT COST).

Color Ink Optimization System™ or (Color IOS™) is a ground breaking technology for DTG, enabling the users to use the background color of the garment to save on the cost of printing. This is achieved by utilizing the background color as an ink and consequentially, reducing the amount of white ink utilized as underbase. White ink constitutes the major cost in a print, and optimization of white ink also leads to reduction in color ink consumption in most cases.

Currently, when printing on the colored garments other than with black or white background, the white ink is optimized only under the black ink. The Color IOS™ technology, takes it further by optimizing the white ink under the “background ink”. The result is significant amount of ink savings over current methods. Based on the design the cost savings can be as high as 70%, when compared with the current methods. All this is achieved without compromising on the final color output. Use of the less white ink also results in softer handle and more breathable fabric.


This technology is not to be confused with making a color area transparent in an image (knock off background), corresponding to the garment color. Worst still, most of the designs may not even have areas corresponding to the ground color! Still, this technology will achieve significant savings! Refer to the illustration below.



The Prints on the left are comparison of the new Color IOS™ technology with current technology. As can be seen, Color IOS™ optimizes the white underbase, based on color of the garment.

The savings in print cost achieved in both the cases were about 30%.

Variations in garment background is due to photography.



Targeting spot colors



Kothari “NCS” the solution.

“Named Color Space”

SIMPLIFYING SPOT COLOR MATCHING

In a color managed workflow based on color profiles, achieving spot colors is always challenging. Moreover, customers are increasingly demanding spot color accuracy in digital printing workflow. As workflows get more and more automated, the need is for a tool that will take care of spot color handling in an unsupervised automated way.

Introducing the “NCS” or the “Named Color Space”. Speaking the language of the designers, the NCS is a set of meta data linking the color value to a name tag. The user can specify the spot color value as a CIE Lab or in any color managed space or read from a physical source using a spectrophotometer and then tag it with a name. This tag can be a name drawn from the common vocabulary of the users, and/ or numbers defining the color. The numbers can correspond to the color spaces used by designers to design, e.g., RGB, CMYK, Lab or Gray etc. Multiple values for the name of a color is allowed. This allows designers to create their unique set of color palettes based on customers or seasons that are not linked to any printing process.

The NCS data is linked to printer data with the help of a color book and other spot tools available in the Print Pro™ RIP and color management software. The linked values could be a replacement color value or an ink recipe. Using the NCS, the RIP can now do automatic color replacement while opening the image file. Some image file formats like PSD/PS/PDF/AI/EPS allows the spot color names, whereas others have only numerical data. NCS can handle both types, as it allows for tagging a color by name as well as a number. Replacement based on numbers irrespective of any embedded profile in the image.

The simple concept of tagging a spot color and then linking it separately to print values and binding it together as a NCS color table, satisfy needs of both the designers and the printers. The designer can independently refer to the color and use it in the design and on the other hand the printer can independently reproduce the color based on the printing technology deployed. Therefore, printing on “Color Background” using white ink is easily handled by the NCS, both in an automated and non-automated workflow.

WORKFLOW AUTOMATION SYSTEM “WAS”

WAS is a brand new technology designed to simplify and automate your production workflows.

“Click the barcode and consider it done! Literally, this is what you would need to do at every stage of your process in your production workflow. All this without one becoming an Engineer! No learning curve and very little setup effort required”. Simple as that!

Customer facing webstores for customization of products and digital printing machines have revolutionized the way customer orders are fulfilled. Still, processing of the jobs at the shopfloor remain largely analogue, unless it's a very large company with a lot of IT manpower.

Kothari “WAS” or “Workflow Automation System” is designed to change this. It automates the flow of execution of production, from order to shipment. It not only simplifies the operations, but also reduce the skill required to operate by reducing the work to just a “barcode click”!

WAS reduces the scope of errors in production, while improving the turnaround time and reducing the supervision required. Machines going out of service is common. In such a circumstance, production rescheduling is just a matter of taking the work to a functioning machine and start scanning the barcodes there! The integrated control panel/ dashboard offers a bird's eye view of the state of operation at any point of time.

Connect it to your webstore orders/ your data sources and let the production flow automatically. Just tag your products with barcoded labels and start scanning!

SALIENT FEATURES.



Article

User can define an article and its print locations.



Process

User can define own processes and various stages of processing.



Stage

User can define stages and specify its own data schema for it.



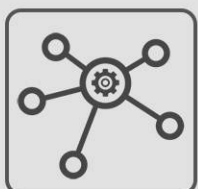
Data Sources

To connect with the data sources, user can define mapping between the data sources and schema of various stages of the processes. When a job arrives, it gets mapped automatically to the schema for every stage and a Job ticket is generated.



Job tracking

Job ticket is moved through various stages of the process for completion, tracking the path determined by the process, automatically.



End Points

The output of every Job Terminal or End Point running a generic client, is configurable –

- Using custom Java Script/ HTML assets. This allows remote connection to software services e.g. ERP, logistics etc., or IOT devices via HTTP protocol/ Internet.
- Launching the custom apps installed locally, using power shell and transferring the data as file through command line interface.
- Transfer of data using port functionality of the End Point itself, using various ports like USB, Serial, TCP/IP, Pipes, WebSocket.

Technology...



Security

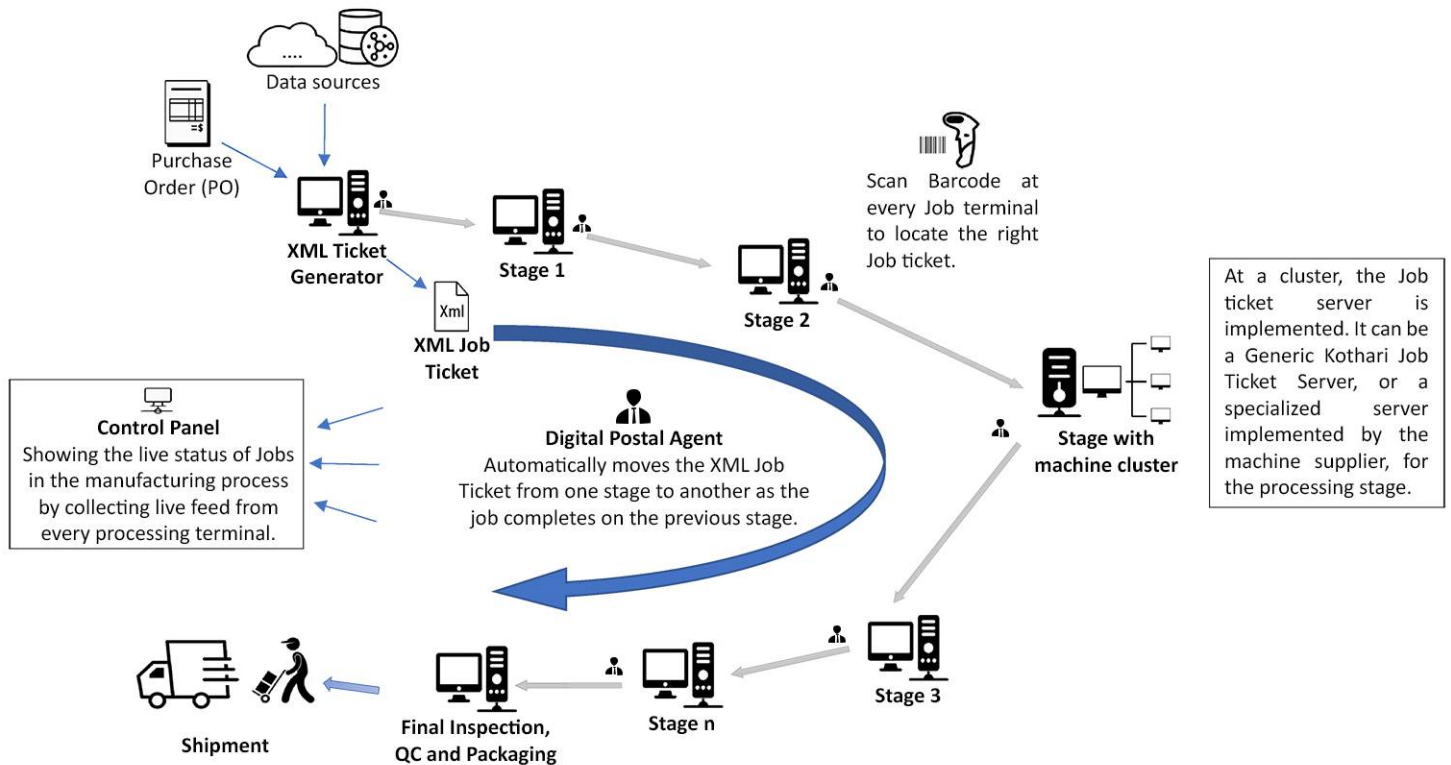
WAS does not require an internet or cloud connection for its operations. The whole system can be implemented and deployed in-house on local TCP/IP network. Therefore, data privacy and security concerns are not there as would be the case with web or cloud-based solutions. Security can be further enhanced by using the digital certificates.



Control Panel

Provides live preview of what is happening on the shop floor. Therefore, status of various orders is available at any point in time. The status of the order can also be shared with the customer with appropriate extension. Jobs can not only be monitored for its progress but can also be canceled, paused or rescheduled in case of error from the Control Panel.

WORKFLOW WITH AUTOMATIC JOB TICKET MOVEMENT.



BENEFITS.

- Workflow simplified.
- Operational cost reduction.
- Useful for businesses of all sizes.
- Scalable as the business grows.
- The deployment is on the local network, therefore data privacy is maintained.
- Entry level hardware will suffice. Only requirement is a good and reliable network at the shop floor.

For easy deployment, Templates are available for DTG and DTP workflows.

Kothari Print Pro™ for life like Prints.



- Profile upto 12 color printers including Fluorescent inks.
- Excellent dark and light ink blending tools.
- Auto / Manual gray balancing.
- UCR/GCR with CMYK and Spot color primaries.
- 16 bit color processing.
- Unlimited colorways.
- Color book generation support in many different color spaces.
- Support most of the known image formats including native photoshop format with channels.
- Step and repeat for textile motifs.
- Layout tools to compose images in various color spaces and repeats quickly.
- Advanced memory manager to handle virtually any size image with consistent performance.
- Multi-threaded application with exceptional ripping speed.
- No limit on the RIP output size.
- Bi-cubic interpolation on the fly while ripping for sharp and crisp image reproduction.

RIP and Color Management Software.

Kothari Print Pro™ - the RIP and color management software is an industrial strength software for digital printing. It is a reflection of our relentless pursuit of excellence in creating tools and technologies for color management and color reproduction. Instead of relying on 3rd party libraries for creating our solutions, we created each bit of technology ranging from color processing to printing on our own, so that we have better ability to respond to ever changing needs of customers.

We engineered technologies to handle large and complex data in a very efficient and productive way. We wrote our own color processing engine, created our own gamut mapping algorithms and color profiling engines that can deal not only with CMYK process but with spot color inks including fluorescent colors and white ink as well.

As a matter of fact, our Journey to create innovative products for digital printing started with Kothari Print Pro. Various editions of the software are available to cater to the individual needs of different applications.

KOTHARI PRINT PRO™ – DTP (DIRECT TO TEXTILE PRINTING).

The DTP edition of Kothari Print Pro is suitable for digitally printing on roll to roll textiles. Used by industry leaders worldwide, Kothari Print Pro brings a collection of innovations designed to make the work of a digital textile printer simple.

KOTHARI PRINT PRO™ – DTG (DIRECT TO GARMENT PRINTING).

Kothari Print Pro is again a path breaking tool in this category. This was the first software in the world to automate the process of white underbase generation for printing on colored medias including black. This technology is granted patent in several jurisdictions world-wide. With the incorporation of this technology printing on colored garments has become a child's play.

The software leads to optimal ink usage resulting in soft hand of the printed dark garments with unmatched quality !

KOTHARI PRINT PRO™ – CTS (COMPUTER TO SCREEN).

This edition of Kothari Print Pro is a handy companion to any one involved in screen making. Starting with the grayscale separations to printing the halftone screens is all very simple with this tool. Various screening options including second order stochastic screens for moiré free printing and marking options are available. Print Pro also controls the associated CTS machine very well. It offers full control over the machine options from the software using its custom driver interface.



Kothari Print Pro™ for the most demanding printing workflows.

KOTHARI PRINT PRO™ – GA (LARGE/WIDE FORMAT-GRAPHIC ARTS).

True to tradition, this edition of Kothari Print Pro is equally powerful for graphic arts application. Using our innovative color management engine, not only can it handle CMYK workflows but can also handle extended inksets involving use of additional inks like Orange, Blue, Red, Violet, Green etc. as process colors, thereby extending the color gamut. The software is also capable of making excellent use of light color inks in enhancing the smoothness of the prints. Printing Black and White photos using a multicolor inkset is generally a difficult task. With its gray balancing tools Print Pro raises the level of perfection.

Those who wish to print black and white photos will not be disappointed with the available option for gray balancing.

KOTHARI PRINT PRO™ – UV (UV CURABLE PRINTING).

This edition of the Print Pro software is built upon the same successful white ink platform as DTG edition, but extending the functionality in order to meet the needs of the UV printing. User can define set of customized layers for printing each involving different set or combination of inks like white, clear coat and color inks. Data for each layer can be defined individually too with options for defining different number of printing passes and print settings for each layer. The software is capable of achieving what is generally known in the industry as “Braille” printing. Along with our one-pass technology it is possible to print on non flat surfaces too.

KOTHARI PRINT PRO™ – VDP (VARIABLE DATA AND LABELS).

This edition of the Kothari Print Pro comes with collection of tools. The Label designer offers simple and efficient tools to allow the user to create the label templates with fixed or variable data fields in it. These templates act as starting point for printing of the labels with actual data that is supplied by the user at the time of printing. The RIP uses the data supplied for printing along with the template to create the print ready images on the fly and print it.

This eliminates the need for stocking the pre-printed stationary as is the case with conventional workflows.



The DTG and the UV version of the Print Pro software are **Color IOS™** technology enabled.



All editions of Print Pro RIP are **WAS™** enabled and can benefit from the Workflow Automation.

All editions of our software bridge the gap between what you see and what you get...

Kothari Print Pro™ for the most demanding printing workflows.

Quality Control and Color Match Prediction Software.

KOTHARI COLORIST[®] (FOR TEXTILES)

It is a match prediction software for textiles. The software works in conjugation with a spectrophotometer. The target color is read using the spectrophotometer and the recipe based on the stock colors is predicted.

The Match prediction software not only predicts efficient and cost effective recipes but can also enable waste -paste utilization. The software also has tools for optimizing the inventory of dyes that enables the reduction in stocking of dyes that are not useful.

The quality control module of the software can do shade sorting of lots, in addition to pass-fail analysis and computation of various indices, fastness ratings and colorant strength. The integrated Form generator allows customized QC reports to be generated based on specifier preferences.

Colorist is not a collection of programs which are patched together to create a textile formulation software, but a tool designed from scratch with textile colorist in mind. Simplified workflow and intuitive interfaces make the process very simple. There is never a need to jump from one program to another to do your task. Follow your own workflow with this software.

This product is developed in collaboration with Man-Made Textiles Research Association (MANTRA), linked to Ministry of Textiles, Government of India.

Job Tracking and Accounting software for Printer fleet management.

KOJAC[™]

KoJac is an acronym for Kothari Job Accountant. KoJac is responsible for tracking jobs on the printers registered with it, generating bills based on the use, monitoring the printer for replenishment of the supplies.

Designed for unsupervised monitoring, KoJac supports two types of business scenario -

(1) PPP or Pay Per Print - In this model the hardware is owned by the customer. The reseller/partner is responsible for providing the supplies and charge them on the basis of the per page consumption of the supplies from the customer. The supplies include the inks and the print head.

(2) PPU or Pay Per Unit - In this model, in addition to the supplies the hardware is also supplied by the reseller/partner to the customer for use. The hardware cost in addition to the supplies cost is either built into the cost of the pages being printed or charged separately from the customer on a monthly basis or a combination of both, based on the contract with the customer.

In a typical scenario, users will print jobs from various workstations on the printers in the network. Each printer being tracked is monitored by the KoJac terminal. Users continue to print their jobs normally. KoJac will collect the information on the printed jobs from the printers and consolidate them for billing.

This edition of KoJac is designed specifically to work with HP Pagewidth XL and DesignJet T series, Z series, 4000 series printers.

KoJac is certified by HP for use with its Pagewidth XL and DesignJet series printers.

Our Journey so far...

Kothari Info-Tech Limited (KITL) as a company starts operation from Surat for development of imaging solutions.

Software for Computer Color Matching, Kothari Colorist® is completed and launched.

Started representing DuPont, USA for their Artistri range of printers and Inks for digital textile printing in India.

Charu™ Aqueous Black Pigmented ink for CTS application launched.

Kothari Print Pro™ (DTG edition) is now being sold in more than 40 different countries through OEM network.

Kothari Print Pro™ (CTS edition) is now adopted by a leading OEM in USA.

R&D on Digital Textile Inks started.

Development of KoJac™ software for remote job tracking and accounting application developed in cooperation with HP (APJ) region for their DesignJet printers.

Leading OEM from Japan signs contract with KITL to use its color management and RIP technology in their software for whole body garment printing.

Established State-of-the art manufacturing facility for digital inks in Surat.

White ink software technology granted patent in Japan.

Establishment of an office in Mumbai strengthens global marketing efforts.

White ink software technology granted patent in USA.

Aeeon technologies starts to ship Kothari Print Pro™ (DTG) edition with its KYO direct to garment printers.

Fluorescent inks introduced in Disperse range of Charu™ digital inks.

Patent filed for patch reduction technology in profiling and managing fluorescence.

Logojet, USA starts to ship Kothari Print Pro™ (UV) edition with its UV curable range of printers.

M&R, USA launches new direct to garment printers with Kothari Print Pro™ (DTG) edition.

Another Major OEM from Europe signs contract for supply of Charu™ inks for use with its printers.

Advancement in inhouse Nano dispersion process technology.

Started the work on Pigmented inkjet inks for various end use applications including textiles, DTG and label printing.

2001
to
2005

2006

2007

2008

2009

2010

2011

2012

2013

2014

2015

2016

2017

2018

Kothari Print Pro™ - RIP software launched. Meets with success the requirements of the HP DJ500 users in South India.

Starts a joint project for development of Computer Color Matching solution with MANTRA, an R&D organization linked to Ministry of Textiles, Govt. of India.

Ichinose of Japan, approves and adopts Kothari Print Pro™ for DTP and CTS application and also appoints KITL as sales and servicing agents for their textile screen printing equipments as well as T-Engraver (CTS machine).

DuPont approves Kothari Print Pro™ (DTP edition) for their 2020 Artistri printer and appoints KITL as marketing partner for Artistri printers worldwide.

KITL files for worldwide patent for its innovative technology to print with white ink.

Kothari Print Pro (DTG edition) is launched worldwide in cooperation with Impression Technology, Australia.

KITL launches Digital Textile Printer 2030 from Ichinose in India.

Established state-of-the-art laboratory for the testing of digital inks.

Developed a special version of Kothari Print Pro™ (GA edition) for HP (India) for their newly launched DesignJet 5100 large format printer.

Charu™ Water-based Reactive inks for digital textile printing launched.

Successful development of Kothari Print Pro™ VDP edition and CMYK Charu™ inks for Kimoto label printer.

Our Path breaking white ink software technology granted patent in Australia.

Leading OEM from Europe approves KITL Charu™ inks for use with its printers.

Export of Charu™ reactive inks to various countries started.

Charu™ Acid and Disperse series inks launched.

Charu™ inks are now approved by another major OEM from Japan.

Charu™ digital inks receive wide interest from OEMs worldwide.

Enhanced version of Kothari Print Pro™ (VDP) launched with Compress range of label printers from Impression Technology, Australia.

Company name changed to Kothari Info-Tech private limited.

Charu™ Sublimation series inks launched.

3 OEM customers of Kothari Print Pro™ win prestigious SGIA product of the year award in Garment and Small Format UV product categories.

Completed the development of Color IOS™. Color IOS™ launched in USA in cooperation with OmniPrint International.

Development of Workflow Automation System.

Partnership with Anajet (a Ricoh company) to offer Print Pro DTG edition on its Ri1000 and Ri6000 platform.

The journey continues...

**Empowering users with our tools
and technologies across the
globe in over 40 different
countries.**

For further information contact:

Mumbai:

Kothari Info-Tech (P) Limited,
B1/04-05, Ground Floor,
B Wing, Boomerang,
Chandivali, Andheri (East),
Mumbai. 400 072.
INDIA

☎ +91-22-66746887 (Direct)
+91-22-66746868, extn 887.



email: mktg@kothariinfotech.com
URL: www.kothariinfotech.com

Surat:

Kothari Info-Tech (P) Limited,
802, Empire State Building,
Near Udhna Darwaja,
Ring Road, Surat. 395 002.
Gujarat,
INDIA

☎ +91-261-2365945, 46, 47.
Fax: +91-261-2365948

Disclaimer: This document is for informational purposes only. Kothari Info-tech (P) Ltd. MAKES NO WARRANTIES, EXPRESSED OR IMPLIED, IN THIS DOCUMENT.
© 2019 Kothari Info-Tech (P) Limited. All rights reserved.

Charu™, Disha™, Kothari Colorist®, Kothari Print Pro™, KoJac™, Color IOS™ and WAS™ are trademarks of Kothari Info-Tech (P) Limited, INDIA. All other product and company names mentioned herein may be trademarks of their respective owners.